

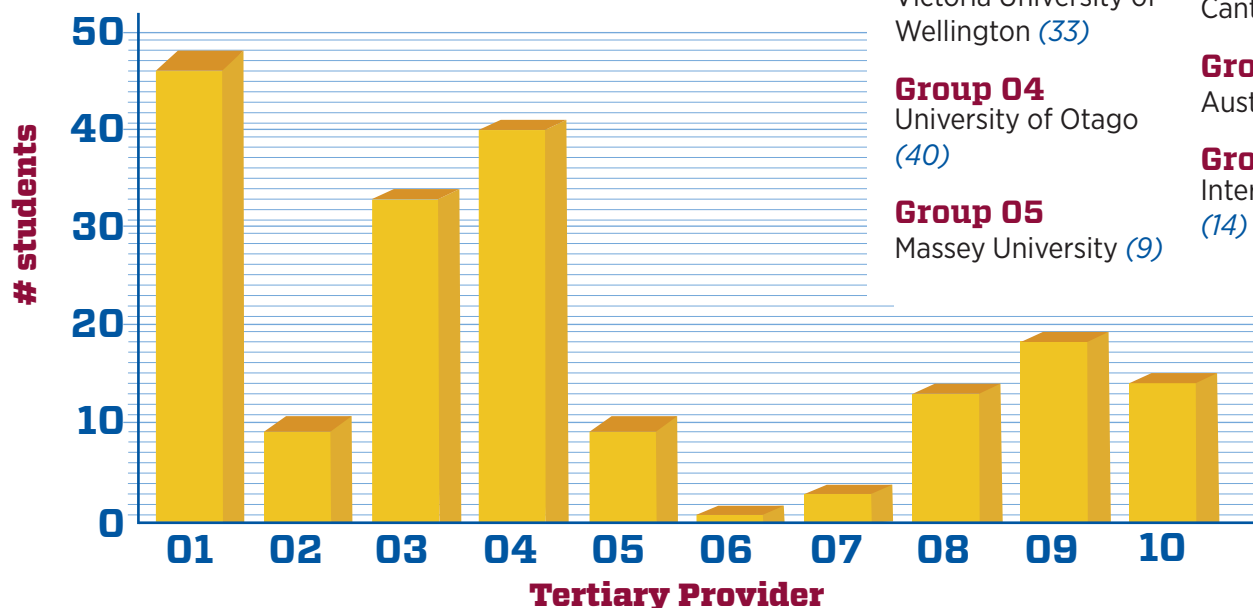
LEAVERS' DATA FOR OUR CLASS OF 2016



Quick stats:

- 225 students in Class of 2016
- 193 tracked enrolments
- Of the tracked enrolments, destinations are as follows:
 - 156 studying in NZ tertiary institutions (81%)
 - 18 enrolled in Australian tertiary institutions (9%)
 - 14 enrolled in UK or USA universities (7%)
 - 5 students undertaking a Gap year and will start tertiary study in 2018 (3%)
- The **University of Auckland** enrolled **46** (24%) of students who commenced tertiary study.
- In total **58** (31%) of the students entering tertiary study have chosen to stay in the **Auckland region**.
- The University of **Victoria** and the University of **Otago** are the most popular 'out of Auckland' destinations, enrolling **33** (18%) and **40** (21%) students respectively.

Class of 2016 study destinations



Group 01
University of
Auckland (46)

Group 02
AUT (9)

Group 03
Victoria University of
Wellington (33)

Group 04
University of Otago
(40)

Group 05
Massey University (9)

Group 06
Lincoln University (1)

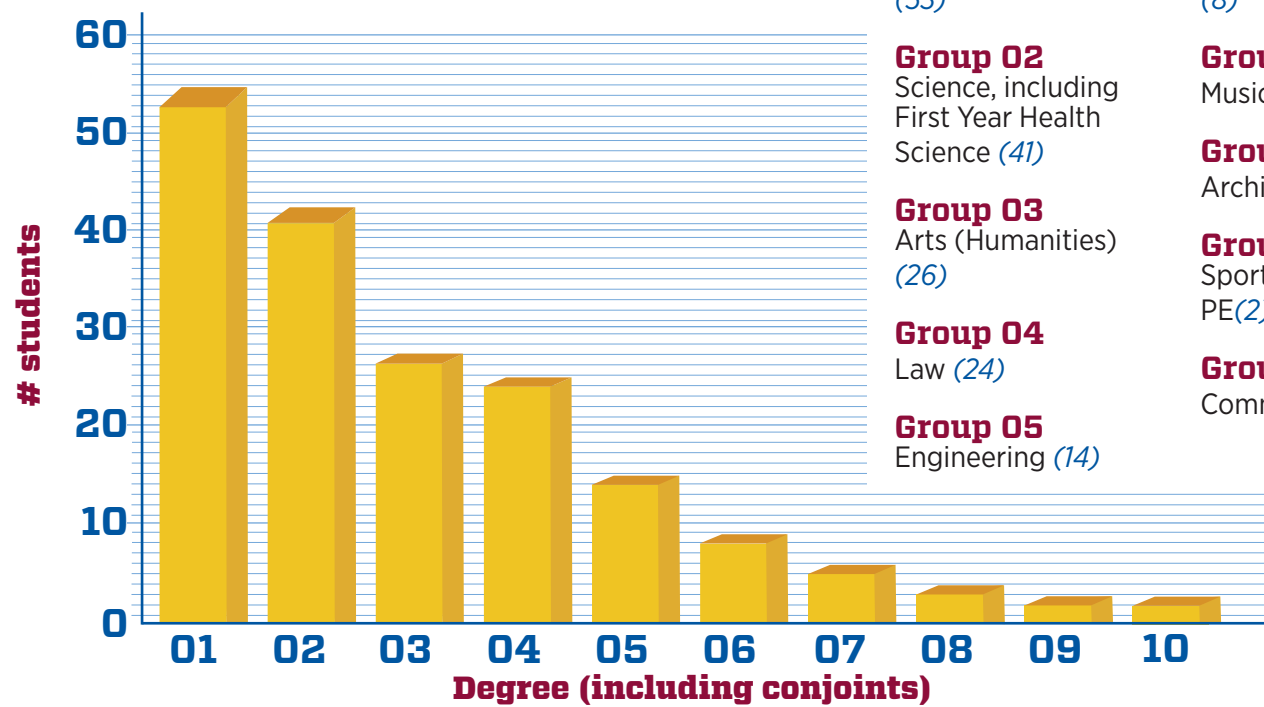
Group 07
Unitec (3)

Group 08
University of
Canterbury (13)

Group 09
Australia (18)

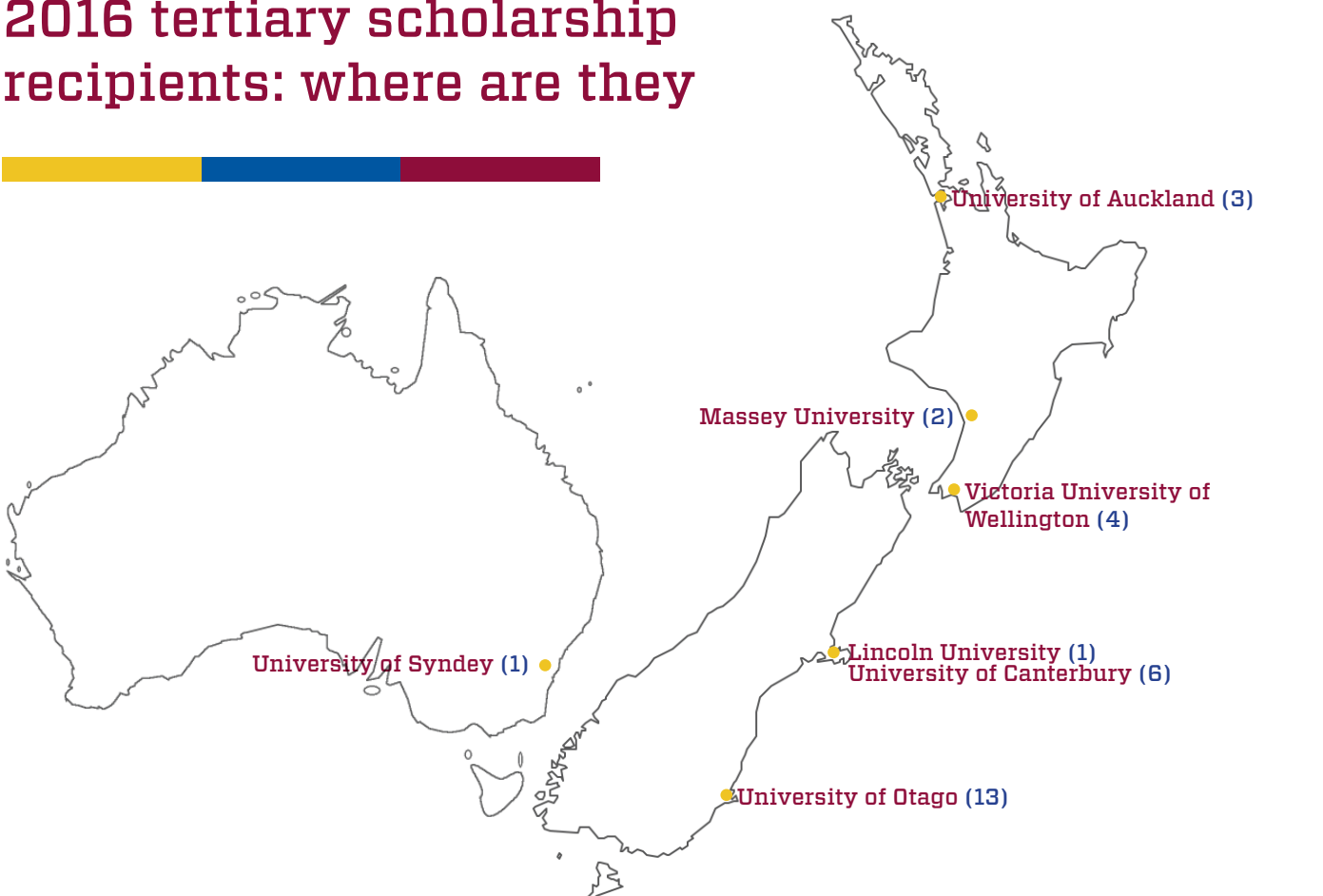
Group 10
International (US,UK)
(14)

Class of 2016 tertiary study choices



- Group 01**
Commerce/Business (53)
- Group 02**
Science, including First Year Health Science (41)
- Group 03**
Arts (Humanities) (26)
- Group 04**
Law (24)
- Group 05**
Engineering (14)
- Group 06**
Design and Fine Arts (8)
- Group 07**
Music (5)
- Group 08**
Architecture (3)
- Group 09**
Sports & Leisure/PE (2)
- Group 10**
Communications (2)

2016 tertiary scholarship recipients: where are they



Other Tertiary Scholarships (not linked to a specific university)
 - PricewaterhouseCoopers (PwC) Accelerate Programme (1)